

Following the Saints to God

stories and activities to introduce students to tithing and much more!

Teacher Notes

This material is designed so that it can be customized to the needs of your class to best fit in with the other curriculum that you use.

For example, you could use the 5-10 minute format once a month for nine months using only some of the materials. Or you could use the longer 30-45 minute lessons during a five-week period. Feel free to adapt the lessons to be most useful in your setting.

Be sure to include personal stories of your own experience with tithing, generosity, and stewardship.

You can find additional materials, such as audio files of the stories, posters, coloring sheets, and links to other resources at www.antiochian.org/tithe. You may also download and adapt materials from lower or higher grade levels.

Be sure to visit the site to fill out an evaluation so that we can improve our materials to better serve you and your students.

Contents

Page T2	Condensed Lessons (nine lessons, approximately 5-10 minutes each)
Pages T3-T7	Extended Lessons (five lessons, approximately 30-45 minutes each)
Page T8	Answer Key

CONDENSED LESSONS (approximately 5-10 minutes each)

Suggested Schedule

September	Lesson 1	Introduction, pages 2-3
October	Lesson 2	Saint Joachim and Saint Anna, page 4
November	Lesson 3	Saint Joachim and Saint Anna, page 5
December	Lesson 4	Saint Raphael of Brooklyn, page 6
January	Lesson 5	Saint Raphael of Brooklyn, page 7
February	Lesson 6	Saint Innocent of Alaska, page 8
March	Lesson 7	Saint Innocent of Alaska, page 9
April	Lesson 8	Saint Emmelia and Saint Basil, page 10
May	Lesson 9	Saint Emmelia and Saint Basil, page 11

Lesson 1 (pages 2-3)

Read the *Meet the Saints* section on page 3.
Define *Exemplar* and *Tithe* (see page 2 and poster).
Read *Then and Now* on page 3.
Do the *Do the Math* activity (see answer key in appendix).

Lesson 2 (page 4)

Read *Meet Saint Joachim and Saint Anna* (or play CD, track #5).
Have students write in the theme ("thankful") at the bottom of the page.

Lesson 3 (page 5)

Read *Meet Saint Joachim and Saint Anna* on page 4 (or play CD, track #5).
Do the *Find the Best Answer* activity* (see answer key in appendix).

Lesson 4 (page 6)

Read *Meet Saint Raphael of Brooklyn* (or play CD, track #6).
Have students write in the theme ("dedicated to God") at the bottom of the page.

Lesson 5 (page 7)

Read *Meet Saint Raphael of Brooklyn* on page 6 (or play CD, track #6).
Do the *Busy As A...* activity* (see answer key in appendix).

Lesson 6 (page 8)

Read *Meet Saint Innocent of Alaska* (or play CD, track #7).
Have students write in the theme ("trusted") at the bottom of the page.

Lesson 7 (page 9)

Read *Meet Saint Innocent of Alaska* on page 8 (or play CD, track #7).
Do the *Join Saint Innocent on His Travels* activity (see answer key in appendix).

Lesson 8 (page 10)

Read *Meet Saint Emmelia and Saint Basil* (or play CD, track #8).
Have students write in the theme ("stewards") at the bottom of the page.

Lesson 9 (page 11)

Read *Meet Saint Emmelia and Saint Basil* on page 10 (or play CD, track #8).
Do the *Stick to It!* activity* (see answer key in appendix).
Show the students the review activity on page 12 and send the booklets home with them.

* Students can refer to the story on the previous page if necessary.

EXTENDED LESSONS

Lesson 1 Overview

Materials

Student booklet for each student, pages 2-3

Definitions poster

Pencils for the *Do the Math* activity

Trail mix, cereal, dried fruit, or crackers (beware of nut allergies) for tithing activity

Antibacterial hand cleanser for tithing activity

Containers or plastic snack bags for trail mix

Opening prayer

Pray together the prayer at the top of page 2.

Define/review the term "exemplar"

Refer to the definitions poster.

Ask questions about the students' or other parish members' giftedness. For example, "Who in our class/parish is an exemplar of helpfulness? Of singing? Of baking? Of spelling?"

Introduce the saints

Read *Meet the Saints* on page 3. Explain that these saints are exemplars of various traits.

Define/review the term "tithe"

Refer to the definitions poster.

Tithing activity: Have students wash their hands or use antibacterial hand cleanser. Give each student a scoop of one type of trail mix pieces to count. Have them put one of every 10 pieces in a separate container to be given to the priest. Students can eat the remainder, share it with others, or take it home in the containers you provide.

Read the *Then and Now* section

Do the *Let's Count* activity

Talk about *What Happens to Your Offering?*

Assist the students in filling in the names of your priest and bishop. Talk about the expenses your priest and bishop might have.

Talk about the specific giving procedures of your parish

Remind students to bring money to put in the collection.

Closing prayer

Pray together the prayer at the top of page 2.

Lesson 2 Saint Joachim and Saint Anna

Materials

Student booklet for each student, pages 4-5

Theme poster

Definitions poster

Pencils, to write the theme, for the *Find the Best Answer* activity, and *Practice Thankfulness*, item 3

Crayons and/or markers, for *Practice Thankfulness*, item 2

Paper, for *Practice Thankfulness*, items 2 and 3

Opening prayer

Pray together the prayer at the top of page 5.

Review the terms tithe and exemplar

Refer to the definitions poster.

Introduce theme

Refer to the theme poster, "To tithe is to show God we know how to say 'Thank you' for what He gives to us."

Read "Meet Saint Joachim and Saint Anna" (or play CD, track #5)

Choose any or all of the following activities:

Have students write in the theme ("thankful") at the bottom of the page.

Read the *Did You Know?* facts.

Do the *Find the Best Answer* activity (see answer key in appendix).

Read the *Thankfulness in the Bible* verse together, memorize.

Do one or more of the *Practice Thankfulness* activities together.

Talk about *What Happens to Your Offering?* Discuss other facility-related examples.

Talk about the specific giving procedures of your parish

Remind students to bring money to put in the collection.

Review the verse

Closing prayer

Invite the students to listen for the names of Saint Joachim and Saint Anna when the priest prays the prayers at the end of the divine services.

Pray together the prayer at the top of page 5.

Lesson 3 Saint Raphael of Brooklyn

Materials

Student booklet for each student, pages 6-7

Theme poster

Definitions poster

Pencils, to write the theme, the *Busy As A...* activity, and *Practice Dedication to God*, item 1

Paper for *Practice Dedication to God*, item 1

Opening prayer

Pray together the prayer at the top of page 7.

Review the terms tithe and exemplar

Refer to the definitions poster.

Introduce theme

Refer to the theme poster, "To tithe is to take a step on the path of being dedicated to God."

Read "Meet Saint Raphael of Brooklyn" (or play CD, track #6)

Choose any or all of the following activities:

Have students write in the theme ("dedicated to God") at the bottom of the page.

Read the *Did You Know?* facts.

Do the *Busy As A...* activity (see answer key in appendix).

Read the *Dedication to God in the Bible* verse together, memorize.

Do the *Practice Dedication to God* item 1.

Talk about ways to implement *Practice Dedication to God* item 2.

Talk about *What Happens to Your Offering?* Discuss other education-related examples.

Talk about the specific giving procedures of your parish

Remind students to bring money to put in the collection.

Review the verse

Closing prayer

Pray together the prayer at the top of page 7.

Lesson 4 Saint Innocent of Alaska

Materials

Student booklet for each student, pages 8-9

Theme poster

Definitions poster

Pencils to write the theme, the *Join Saint Innocent on His Travels* activity, and *What Is Your Favorite Verse?*

Whiteboard or large sheets of paper for *What Is Your Favorite Verse?* activity

Opening prayer

Pray together the prayer at the top of page 9.

Review the terms tithe and exemplar

Refer to the definitions poster.

Introduce theme

Refer to the theme poster, "To tithe is to trust that God will provide for all we truly need."

Read "Meet Saint Innocent of Alaska" (or play CD, track #7)

Choose any or all of the following activities:

Have students write in the theme ("trusted") at the bottom of the page.

Read the *Did You Know?* facts.

Do the *Join Saint Innocent in His Travels* activity (see answer key in appendix).

Do the *What Is Your Favorite Verse?* Activity.

 Talk about verses that might be the children's favorites. Write the verses on a whiteboard or a large sheet of paper for the children to copy.

Read the *Trust in the Bible* verses together, memorize one of them.

Talk about the *Practice Trust* activity together.

Talk about *What Happens to Your Offering?* Discuss other worship-related examples.

Talk about the specific giving procedures of your parish

Remind students to bring money to put in the collection.

Review the verse

Closing prayer

Pray together the prayer at the top of page 9.

Lesson 5 Saint Emmelia and Saint Basil

Materials

Student booklet for each student, pages 10-11

Theme poster

Definitions poster

Pencils, to write the theme, the *Stick to It!* activity, the *I Take care of...* activity, and *Practice Stewardship*, item 1

Paper for *Practice Stewardship*, item 1

Opening prayer

Pray together the prayer at the top of page 11.

Review the terms tithe and exemplar

Refer to the definitions posters.

Introduce theme

Refer to the theme poster, "To tithe is to be a good steward of what God has given us."

Read "Meet Saint Emmelia and Saint Basil" (or play CD, track #8)

Choose any or all of the following activities:

Have students write in the theme ("stewards") at the bottom of the page.

Read the *Did You Know?* facts.

Do the *Stick to It!* activity (see answer key in appendix).

Ask children to draw a picture on the refrigerator poster, of something they care for.

Read the *Stewardship in the Bible* verse together, memorize.

Do one or more of the *Practice Stewardship* activities together.

Talk about *What Happens to Your Offering?* Discuss other mission and outreach-related examples.

Talk about the specific giving procedures of your parish

Remind students to bring money to put in the collection.

Review the verse

Send the booklets home with the students

Show the students the review activity on page 12.

Closing prayer

Pray together the prayer at the top of page 11.

ANSWER KEY

Page 3

Do the Math

Yes, Sophia tithed.

Page 5

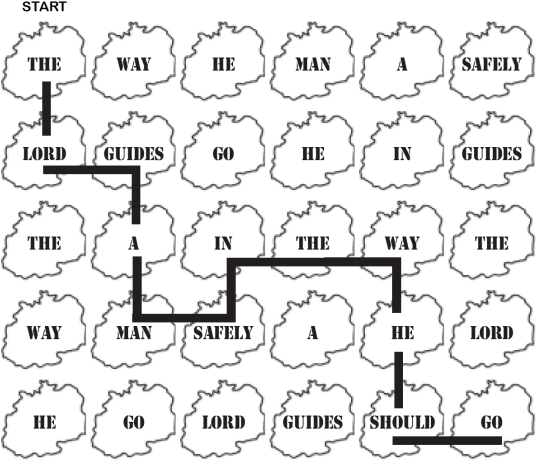
Find the Best Answer



1. T. zero
2. H. their child
3. A. go away
4. N. birds
5. K. good news
6. S. the Temple

Page 9

Join Saint Innocent on His Travels



START

THE WAY HE MAN A SAFELY

LORD GUIDES GO HE IN GUIDES

THE A IN THE WAY THE

WAY MAN SAFELY A HE LORD

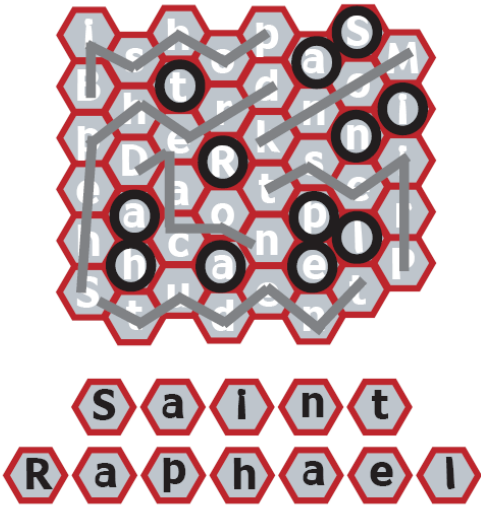
HE GO LORD GUIDES SHOULD GO

END

Page 7

Busy As A...

Student	Priest
Pilot	Deacon
Monk	Bishop
Baker	Mechanic
Farmer	Shepherd



S a i n t

R a p h a e l

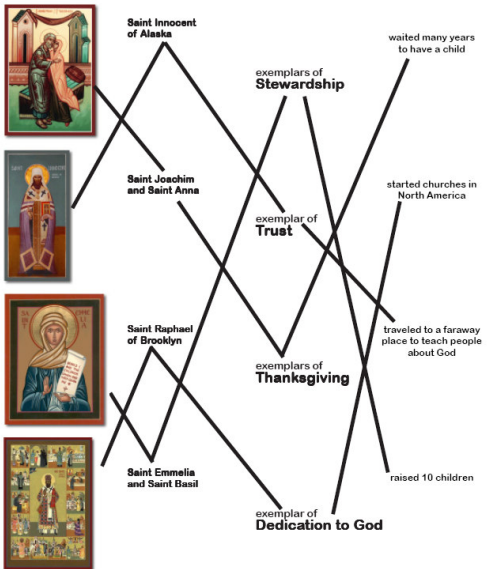
Page 11

Stick to It!

- ZERO
- CHILDREN
- SAINTS
- SAINT BASIL THE GREAT
- STEWARD

Page 12

Match It!



Saint Innocent of Alaska

Saint Joschim and Saint Anna

Saint Raphael of Brooklyn

Saint Emmelia and Saint Basil

waited many years to have a child

exemplars of Stewardship

exemplar of Trust

exemplars of Thanksgiving

exemplar of Dedication to God

started churches in North America

traveled to a faraway place to teach people about God

raised 10 children